

**BLAUPUNKT**



Mercedes Benz  
Plug & Play Upgrade Speaker

**MPS 1402C MB**

**MPW 1801 MB**



*Enjoy it.*

**Operating and Installation Instructions**

# USER MANUAL

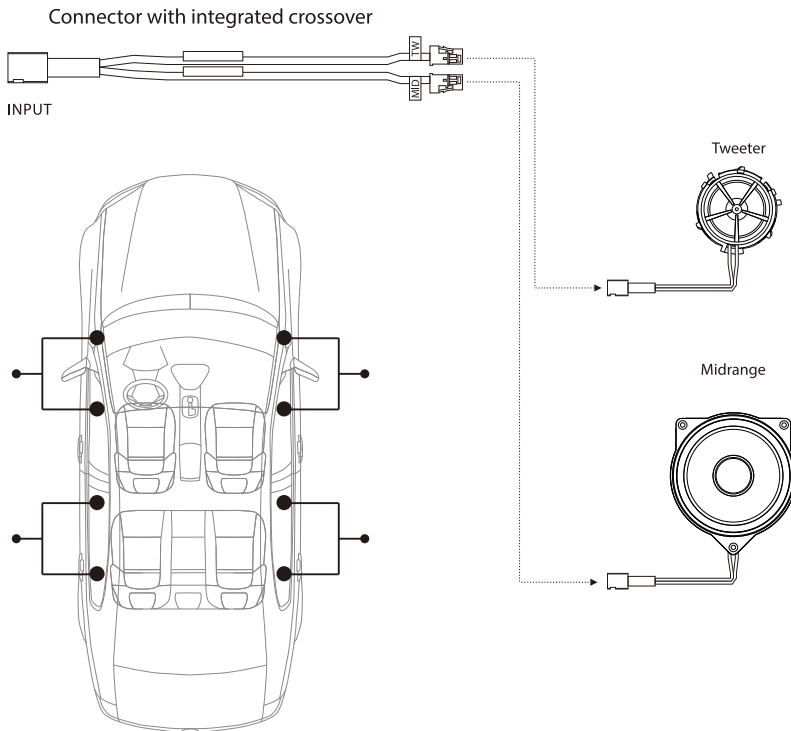
---

Thank you for purchasing the BLAUPUNKT brand speaker, which is a specially designed and developed for your Mercedes-Benz car dedicated series speakers.

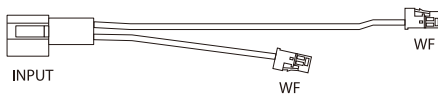
## **Safety instructions:**

- Before installing this product, make sure that the installation space is appropriate and read and understand all the instructions. If you do not follow the instructions, you will not be able to enjoy the warranty.
- Use the supplied mounting accessories to ensure safe and secure installation.
- Do not use the loudspeaker beyond maximum power.
- To prevent noise interference, make sure that the wiring is away from the engine, high voltage wires, and other potential noise sources.
- To prevent short circuits, make sure that wiring avoids moving parts and sharp edges.

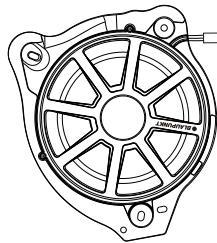
The plug that connects the Midrange and Tweeter output signals.



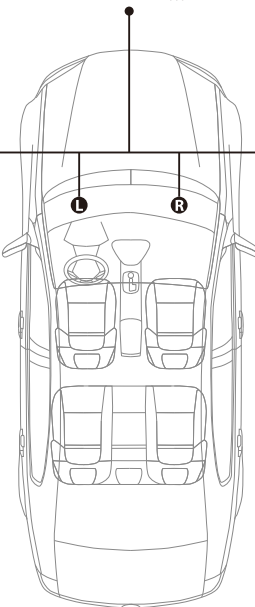
Connector with integrated crossover



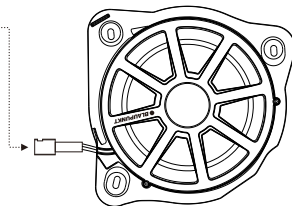
Connect the long wire "WF"



Subwoofer L



Connect the short wire "WF"



Subwoofer R

# TECHNICAL SPECIFICATIONS

---

## Tweeter

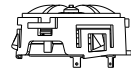
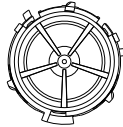
Nominal impedance : 5.3Ω

Frequency response : 1500Hz-22KHz

Rated power : 25W

Maximum power : 50W

Sensitivity : 91dB



## Midrange

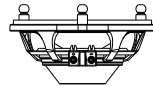
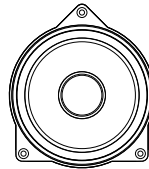
Nominal impedance : 3.6 Ω

Frequency response : 90Hz-10KHz

Rated power : 15W

Maximum power : 30W

Sensitivity : 89dB



## Subwoofer

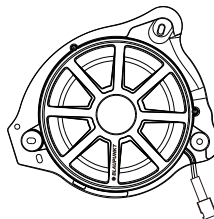
Nominal impedance : 2 Ω

Frequency response : 55Hz-2KHz

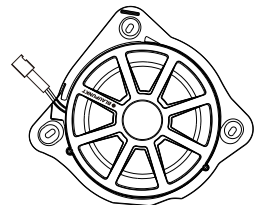
Rated power : 50W

Maximum power : 120W

Sensitivity : 86dB



Subwoofer L



Subwoofer R



**Designed and engineered by Blaupunkt Competence Center**

MPS 1402C MB :

PN#1 111 19 017 02 01

MPW 1801 MB :

PN#1 112 19 005 02 01