

BLAUPUNKT
User manual



Enjoy it.

Connected bracelet

Safety Precautions

Read these safety instructions before using your device and store them for possible future reference.

- The device is not intended for use by persons (including children) with reduced physical, sensory or mental capacity. Persons who have not read the manual, unless they have received explanations by a person responsible for their safety and supervision should not use this unit.
- Children should be monitored to ensure that they do not play with the device.
- The device should always be readily accessible.
- The device should not be exposed to dripping or splashing water.
- No objects filled with liquids such as vases shall be placed on the device.
- Always leave a minimum distance of 10 cm around the unit to ensure sufficient ventilation.
- Open flame sources, such as candles, should not be placed on top of the device.
- The device is intended for use only in a temperate climate.
- CAUTION: Danger of explosion if battery is incorrectly replaced or not replaced by the same type or equivalent.
- The battery should not be exposed to excessive heat such as sunshine, fire or similar.
- Different types of batteries, new and used batteries should not be mixed.
- The battery must be installed according to the polarity.
- If the battery is worn, it must be removed from the product.
- The battery must be disposed of safely. Always use the collection bins provided (check with your dealer) to protect the environment.
- The battery can't be replaced by the user, but only by the maker of this product, the after sales department or a qualified person.

SWITCH OFF IN RESTRICTED AREAS

Switch the device off where the use of the device is not allowed or where there is a risk of causing interference or danger, for example on board an aircraft, near medical equipment, fuel, chemicals or blasting sites.

ROAD SAFETY COMES FIRST

Check the current laws and regulations regarding the use of this device in the areas where you drive.

- Do not handle the device when driving.
- Concentrate fully on the driving

- Radio signals could affect some of the car's electronic systems such as the audio stereo and alarm systems.

INTERFERENCE

All wireless devices are susceptible to interference which may affect their performance. All our device conform to international standards and regulations, and if need be national ones, with a view to limiting user exposure to electromagnetic fields. These standards and regulations were adopted after the completion of extensive scientific research. This research established no link between the use of the mobile headset and any adverse effects on health if the device is used in accordance with standard practices.

AUTHORISED PERSONNEL

Only qualified people are authorized to install or repair this product.

ACCESSORIES

Only use batteries, chargers and other accessories which are compatible with this equipment. Do not connect incompatible products.

KEEP THE EQUIPMENT DRY

This equipment is not water proof. Keep it dry.

CHILDREN

Keep your device in a safe place, out of the reach of young children. The device contains small parts that may present a choking hazard.

Specifications

Rated voltage: DC 5V \equiv 0.5A

Max consumption: 180mW

Li-Po battery 90mAh

Radio frequency: 2402-2480MHz

Max RF power output: 0,95mW

Bluetooth compatible version: 5.0

Distance Bluetooth stays connected: 10m

Using time: max 3 days

Charging time: 3 hours

Android compatible 4.4 and above

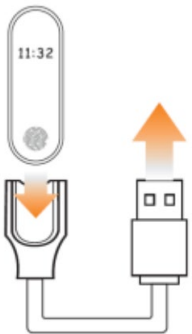
iOS compatible version 8.0 and above

Screen dimensions: 0.96''

Weight: 18g

Description of the product

Charging for automatic power-on



1. Once a power charger is plugged in, the bracelet will be activated automatically
2. Please charge the bracelet when it is in low battery.

Install Blaupunkt Coach APP on phone

Download: Search for Blaupunkt Coach APP or scan the following QR code for the installation.

Android APP



iOS APP



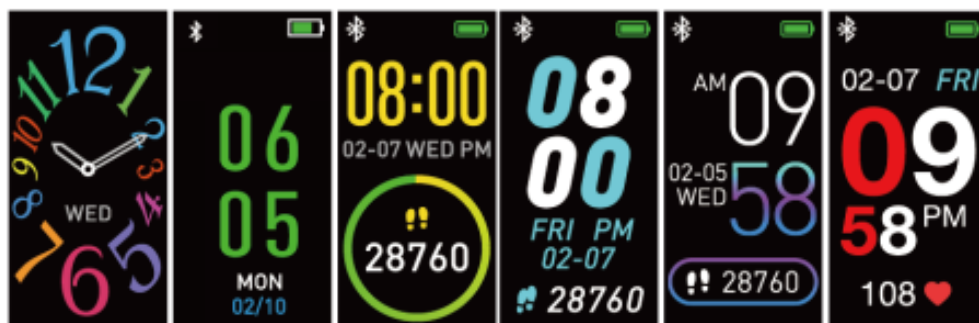
Operation Introduction

You can raise hand /press the touch key to light the screen.

Press the touch key to switch main menu interface.

Long press the touch key to achieve the function of "Confirmation".

Watch face



You can press the touch button for a long time to change the dial and press the touch button to select your favorite dial.

Pedometer



The bracelet will record your daily activity automatically.

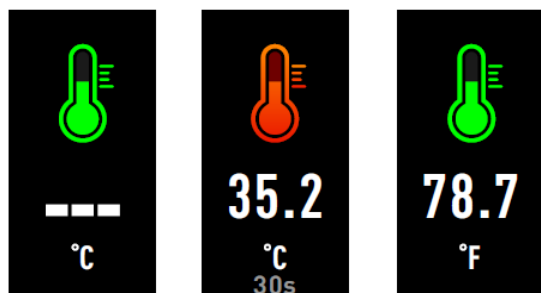
Press touch key: switch between steps, calories and distance interface

After sync with Blaupunkt Coach APP, you can check your sport data on your smart phone.

Temperature

Press the touch key and switch to body temperature interface, long press the touch key then temperature measuring starts, after 30s, temperature data will show on the screen.

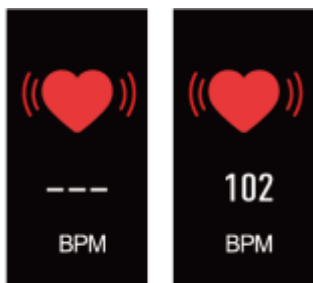
Body temperature unit can be set by degrees Fahrenheit (°F) or degrees Celsius (°C). To switch the degrees unit setting: Switch to "More" interface and long press to enter, select "Temperature Unit", then long press again.



After syncing with Blaupunkt Coach, you can check the data on your smartphone.

Heart rate

Start testing by switching to the heart rate interface with a touch screen.



After sync with Blaupunkt Coach, you can check your heart rate data on your smart phone.

Message



Press the touch screen key to switch to the message interface.

Press the touch screen to enter the view.

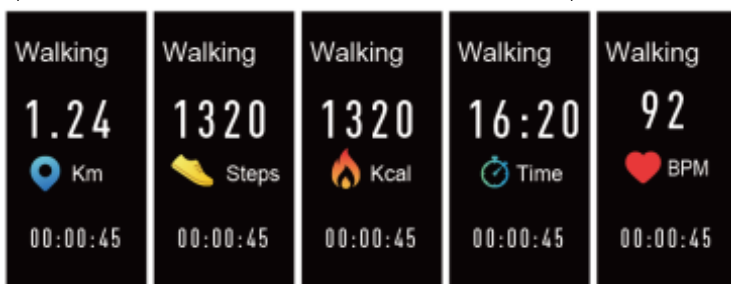
Including incoming call, SMS, message notification

Multi-Sport



Long press the touch screen button to enter more exercise function.

The bracelet has five multi-sports: Walking, Running, Hiking, Biking. You can choose the mode you need, then go to sport; the bracelet will record the data of the sport.



When you want to complete this exercise, you can press the touch screen to stop your movement and save it.

Note: If the sport time less than 1mins, the data will not be saved.

More



Long press the touch screen key to enter the functional interface.
There is a "about" and "shut down" interface.

About

Long press the touch button, you can check your bracelet's BT Mac address, device name and firmware version.



Power Off

Long press Touch the button and you can turn off your bracelet.



Find Phone

After the bracelet connected to Blaupunkt Coach, the "find phone" will be on more submenus. Long press the touch key, your android phone will ring. If you use an iPhone, you must display your Blaupunkt coach display on the screen.



Restoration

Long press Touch the button, the bracelet will return to the factory setting



Skin Temperature

Long press the touch key and you can switch between Skin temperature function and body temperature function.

Sedentary Reminder

Set the start to the end of period and sedentary time interval (minutes) on Blaupunkt Coach, threshold value (steps), entering into repeat setting to choose sedentary reminder date (weeks). When sedentary time arrives, bracelet will light screen and vibrate.



Water warning

Set the start time to the end of the period and set the water interval on the Blaupunkt Coach (minutes, enter repeat settings to select a sedentary reminder date (week / week).When the sitting time comes, the bracelet will shine and vibrate.



Alarm

You can set five alarms on Blaupunkt Coach. When alarm is on, its icon will be animated and the bracelet will vibrate.



Gesture control

You can set the Gesture control style on Blaupunkt Coach.

- Raising hand: while raising your hand, the screen will be lighted up.
- Turning wrist: while turning your wrist, the screen will be lighted up.

Declaration of conformity UE

Dag Technologies®, hereby declares that this equipment conforms to the essential requirements and other relevant provisions of Directive 2014/53/UE. The declaration of Conformity can be viewed at the following address:

http://www.mms-support.net/OTA/ECD_DAG_BLP1940WA-003.pdf

The European directive 2012/19/EU on Waste Electrical and Electronic Equipment (WEEE), requires that old household electrical appliances must not be disposed of in the normal unsorted municipal waste stream. Old appliances must be collected separately in order to optimize the recovery and recycling of the materials they contain, and reduce the impact on human health and the environment. The crossed out "wheeled bin" symbol on the product reminds you of your obligation, that when you dispose of the appliance, it must be separately collected.



Imported by Dag Technologie®
79/81 Ancienne route Nationale 7
69570 Dardilly
France
www.blaupunkt.com

Enjoy it.

Dag Technologie®
79/81 Ancienne Route Nationale 7
69570 Dardilly – France