

## Wireless Siren with Sound and Flash Light BP-WISIR01-868



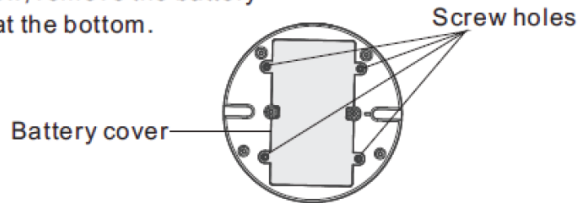
### Technical specifications

- External power supply: DC5V/1A (output current  $\geq 500\text{mA}$ )
- Internal power supply: 3.7V / 2000mA rechargeable lithium battery
- Standby current:  $\leq 35\text{mA}$  (without connect the backup battery)
- Alarm current:  $\leq 350\text{mA}$  (without connect the backup battery)
- Frequency: 433MHz/868MHz (optional)
- Receiving distance:  $\geq 60\text{m}$
- Volume: 110db@1m

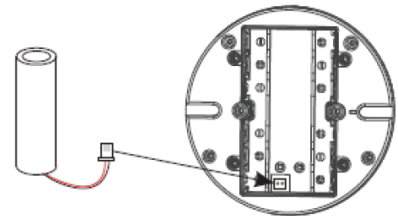
## Installation

### Battery installation

1. Please connect the battery before use the siren as below, remove the battery cover at the bottom.

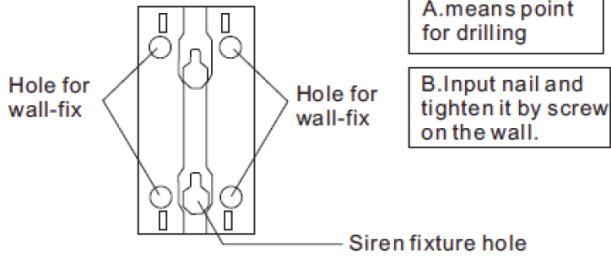


2. Connect the battery as figure and close the battery cover

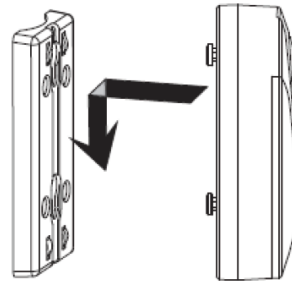


### Installation base

2-4.8m above the basement



### Siren installation



Fix the tooth of the siren to the hole of the base, after installation finished, push it emphatically, when finished, please confirm if the installation is stable.