

Wireless motion detector

BP-WPIR01-868



Features

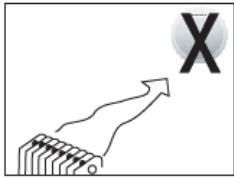
- Maximum detection distance: 10m/25°C
- Emitting distance: 120m (in the open area)
- Working voltage: DC3V, 1*CR123A lithium battery
- Working current: $\leq 15\text{mA}$
- Quiescent Current: $\leq 20\mu\text{A}$

Technical specification:

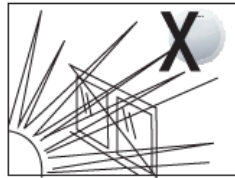
Parameters	
Model	BP-WPIR01-868
Maximum detection distance	10m/25°C
Emitting distance	120m (in the open area)
Working voltage	DC3V, 1*CR123A lithium battery
Working current	≤15mA
Quiescent Current	≤20μA
Optical lens data sheet Infrared area	33,5
Maximum coverage	10m * 10m (32 * 32 feet) / 90 °
Emitting distance	433/868MHz (Optional)
Alarm indication	The LED indicator is on for 2 seconds. Heartbeat report: Send heartbeat report once at short intervals, the interval time ≤3H
Installation way	Wall mounting
Installation height	1.8 ~ 2.5M, no angle between the back cover and the wall
Operation temperature	10°C ~ 60°C < 95%RH
Storage temperature	20°C ~ 60°C (4°F ~ 140°F)
Size	(Ø) 59*27mm

Installation:

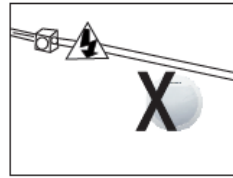
3.1 Notes



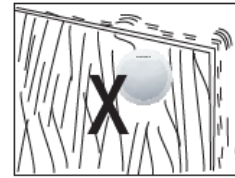
Don't face cold or heat directly



Don't face the sunshine directly



Don't install near electric cables




Don't install on a unstable base

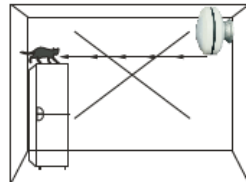


Don't face metal wall

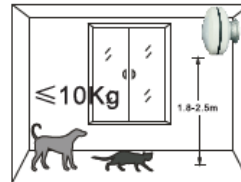
3.2 Pet-immunity Manual



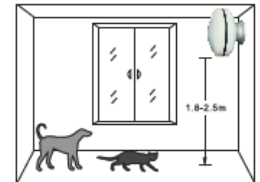
The upper part of the detection area is non-immunity area



Never face the detector to the level that pets can reach



Pet immunity: $\le 10\text{Kg}$ pets



Pet immunity installation height: 1.8 - 2.5m



A. Use screws to fix the bracket in the installation position.

B. Align the magnet on the back of the detector with the bracket.

C. Complete detector installation.