



HYUNDAI PLUG & PLAY

2-WAY COMPONENT SPEAKER UPGRADE

GTx 1662 CHY

2-WAY COAXIAL SPEAKER UPGRADE

GTx 1662 HY / GTx 1522 HY



GTx 1662 CHY



GTx 1662 HY



GTx 1522 HY

Enjoy it.

SPECIFICATION

Effective system planning is crucial to optimize the performance of the device and ensure road safety. Thoroughly plan your installation to maintain the reliability of system performance. Seek guidance from an authorized Blaupunkt dealer for installation or preparation. Before using the device for the first time, carefully review the manual.

Safety Notes

Always adhere to the following safety guidelines during installation and wiring connections:

Disconnect the negative terminal of the battery and refer to the safety guidelines provided by the vehicle manufacturer.

Make sure that the positions of the holes are far from any vehicle components to prevent damage while drilling.

If the positive and negative cables are excessively long, ensure that the cable's cross-section is at least 2.5mm². Improper installation could lead to malfunctioning of either the device or the car sound system.

Installation and Connection Instructions

Choose a dry and well-ventilated location for installing the device.

Avoid installing the device in overly exposed locations such as on the rear shelf or rear seat.

The installation location should be suitable for screw holes and provide stable ground support.

Disclaimer

Under no circumstances shall Blaupunkt be held liable for any direct, indirect punitive, incidental, or special consequential damages, whether related to property or life, arising out of or connected with the use or misuse of our products, including but not limited to issues of improper storage.

US & Canada: This product is not intended for sale in the United States and Canada. If acquired in the U.S or Canada, it is obtained on an "as-is" basis. No warranty, whether express or implied, is provided in the U.S and Canada.

Voltage Supply

Utilize the provided power extension cable to establish a connection with the positive battery terminal.

Firmly and carefully connect the ground lead to a bare metal point on the vehicle chassis.

The device control should operate through a two-channel control, either via the preamplifier output or the car sound system.

It's also feasible to control the device solely through the right or left channel, as the low-frequency portion of the music is typically identical on both channels.

Disposal Notes



Do not dispose of your old unit in the household trash!

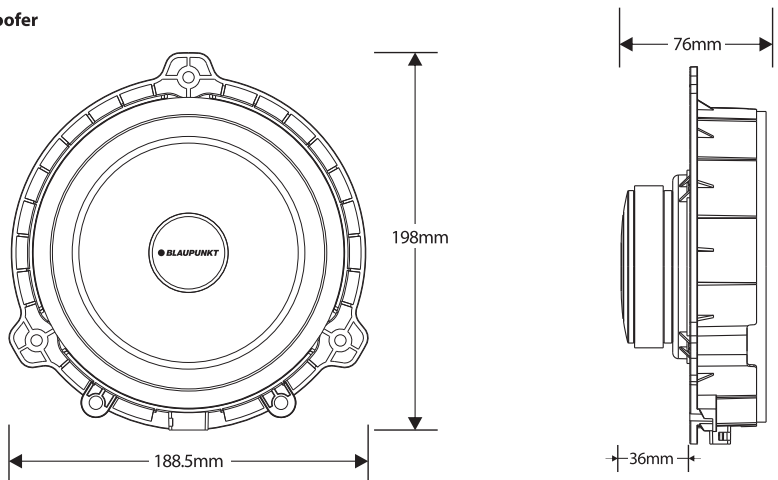
Use the return and collection system available to properly dispose of the old device.

This manual may be updated from time to time without any notice. Visit www.blaupunkt.com for more info.

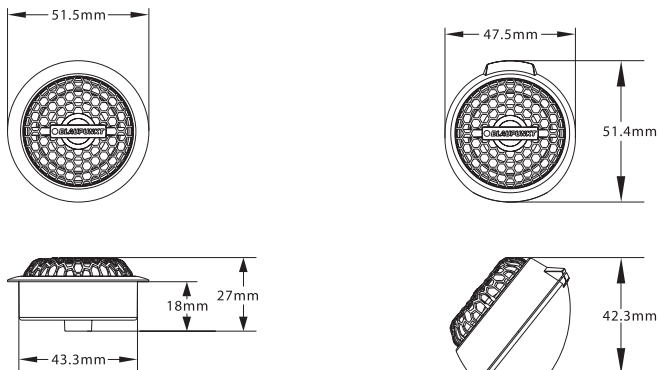
SPECIFICATION

GTx 1662 CHY

Woofer



Tweeter



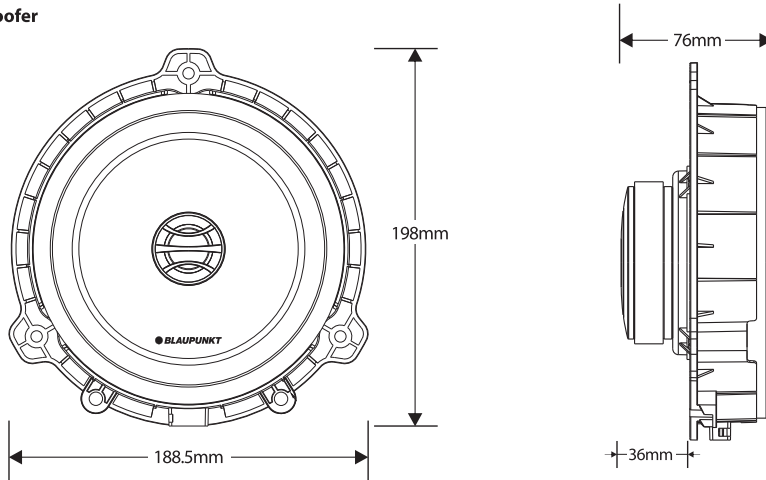
Pair of 6.5" Hyundai plug & play 2-way component speaker to upgrade OE speaker for selected models with Synthetic Fiberglass Cone including mounting hardware

- Max. Power Handling : 60W
- Normal Output Power (RMS) : 30W
- Voice Coil : 25.5mm
- Tweeter Size : 25.4mm
- Impedance : 4ohms
- Frequency Response : 63Hz - 22,000Hz
- Sensitivity : 87dB
- Mounting Depth : 36mm
- Mounting Hole Diameter : 164mm

SPECIFICATION

GTx 1662 HY

Woofer



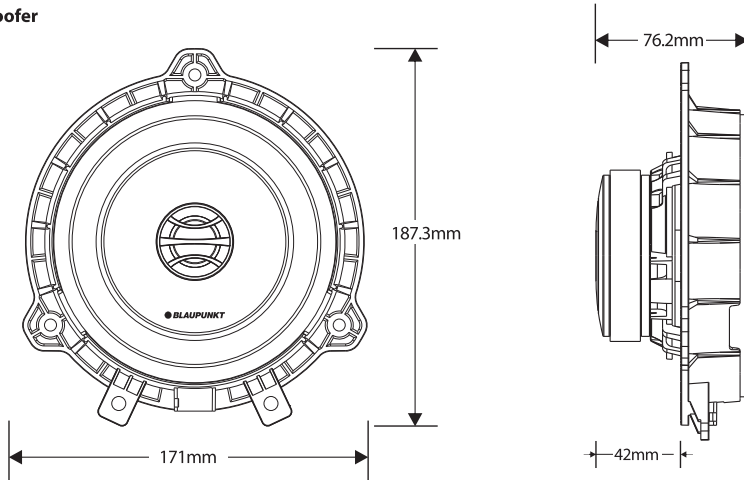
Pair of 6.5" Hyundai plug & play 2-way coaxial speaker to upgrade OE speaker for selected models with Synthetic Fiberglass Cone including mounting hardware

- Max. Power Handling : 60W
- Normal Output Power (RMS) : 30W
- Voice Coil : 25.5mm
- Tweeter Size : 25.4mm
- Impedance : 4ohms
- Frequency Response : 63Hz - 22,000Hz
- Sensitivity : 87dB
- Mounting Depth : 36mm
- Mounting Hole Diameter : 164mm

SPECIFICATION

GTx 1522 HY

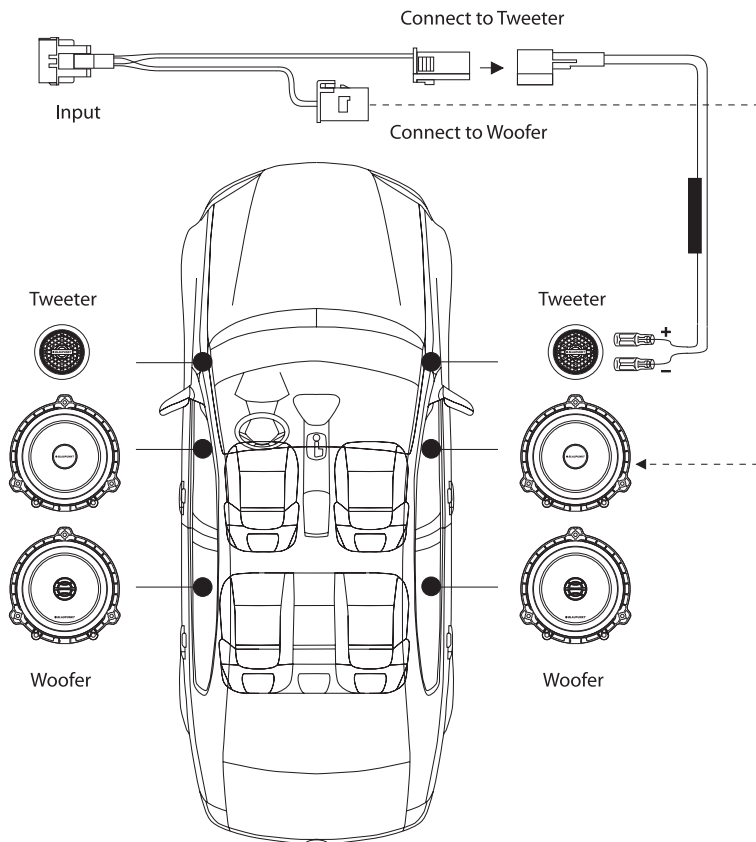
Woofers



Pair of 5.25" Hyundai plug & play 2-way coaxial speaker to upgrade OE speaker for selected models with Synthetic Fiber glass Cone including mounting hardware

- Max. Power Handling : 60W
- Normal Output Power (RMS) : 30W
- Voice Coil : 25.5mm
- Tweeter Size : 20.4mm
- Impedance : 4ohms
- Frequency Response : 75Hz - 20,000Hz
- Sensitivity : 87dB
- Mounting Depth : 42mm
- Mounting Hole Diameter : 143mm

INSTALLATION



TROUBLESHOOTING


If any of the following problem occur, please resort to Troubleshooting for the possible solutions. Consult Blaupunkt authorized dealer if problem persist.

Problems	Possible Causes	Solutions
Speaker does not work	Incorrect or loose wiring connection.	Ensure proper wiring connections of speaker.
	Fraying or broken cables.	Repair or replace if the cables are damaged.
	Speaker is damaged.	Replace with a new speaker.
Distorted and hissing sound	Voice coil or speaker cone is damaged.	Replace with a new speaker.

COMPATIBILITY LIST

GTx 1662 CHY, GTx 1662 HY & GTx 1522 HY can be installed in the following list of car models :

Model	Front Door Mounting	Rear Door Mounting
Alcazar	6.5" Speaker	6.5" Speaker
Aura	5.25" Speaker	5.25" Speaker
Creta	6.5" Speaker	5.25" Speaker
Exter	6.5" Speaker	5.25" Speaker
Elite i20	6.5" Speaker	5.25" Speaker
Nios i10	5.25" Speaker	5.25" Speaker
Verna	6.5" Speaker	6.5" Speaker
Venue	6.5" Speaker	6.5" Speaker



Blaupunkt Car Entertainment - Asia Pacific Competence Centre

R5

GTx 1662 CHY
1 111 24 077 02 01

GTx 1662 HY
1 111 24 078 02 01

GTx 1522 HY
1 111 24 079 02 01